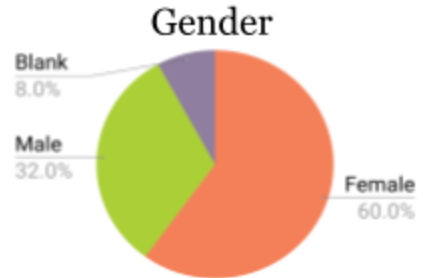
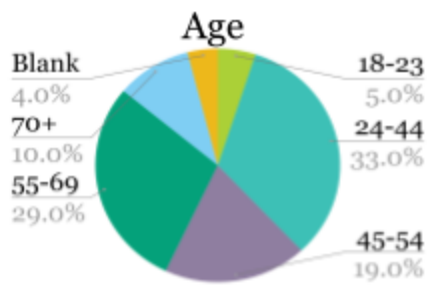




2019 COMMUNITY ASSESSMENT

Survey Demographics

353 Respondents



PROCESS

In 2018–2019, Community Action Duluth completed a comprehensive community assessment of the most pressing concerns affecting our neighbors experiencing poverty. The assessment is part of a federal mandate, intended for Community Action Agencies around the nation, to assess and subsequently respond to the unique needs of the area they serve.

The survey used in the assessment process included 13 major issues of concern. CAD collected 353 surveys from program participants, tax site customers and the community at-large. Additional data from numerous sources is included in the full report version of the community assessment. This information solely reflects the data gathered from the survey. The results highlight the need for our community to provide livable wage jobs, which affects nearly every aspect of wellbeing. It is also strikingly clear, that our community needs to support and expand efforts to embrace diversity—through public policy and education, in institutions and employment, as well as through cultural and social efforts. CAD intends to shape the future priorities, strategic plans and partnerships on the results of the assessment which can be found at: www.communityactionduluth.org.



POVERTY RATE IN DULUTH

in the past two decades ...

While the percentage of the American Indian population in Duluth has slightly decreased in the last 20 years, their poverty rate has increased by 20%. The black population has nearly doubled, and poverty rates increased by 15% in the same timeframe.

20%

Of Duluthians experience Poverty which in 2017 for a family of 4 is less than \$24,858.

Of Those Living in Poverty...



59.2%

Are Single Moms



42.6%

Are Native American Families



59%

Are black Families

MAJOR ISSUE AREAS

The percentages listed on the following three and a half pages refer to the percent of respondents that indicated the issue area as a problem for them or their families.

64%


Leadership Opportunities

*Participants were asked if they had access to leadership development opportunities.

Major Theme: "I have access to leadership opportunities, but I don't have time because of work, school, or family obligations."



Food Insecurity Rates:



47.6%

Food Access

Major Theme: "I don't have enough money for healthy food."

And "I often have to skip meals."

42.8%

Money & Credit

Major Theme: "I have poor credit due to student loans, medical expenses, credit card debit, etc."



One in four Americans have poor or no credit

38.2%

Technology

Major Theme: "Internet access is expensive but necessary."

Broadband access in St. Louis County:



39.7%

Transportation

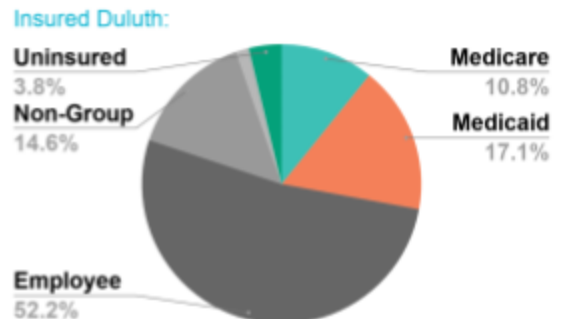
Major Theme: "I do not have access to buses as the routes are either too far from where I live or they do not go where I need to go."

Fact: Reliable transportation is an important factor in reducing inequality in communities as it enables individuals to find work outside of their area of residence.

24%


Health

Major Theme: "I can't afford deductibles and/or copays."



Fact: Those who have health care through Medicare and Medicaid often pay more out of pocket for health care than those who have private plans.

Average Rent in Duluth:
*Based on all unit size price averages



Major Theme: "There are few too few housing options for what I am looking for."

20%

Housing

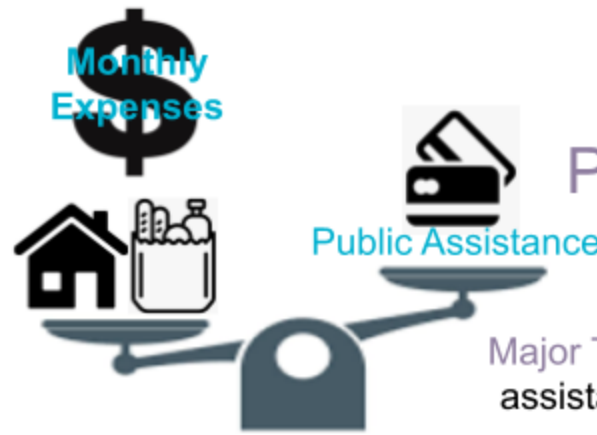
What do you need to be successful? "Resources to pay off loans and build credit."

18%

Higher Education

Major Theme: "I can't afford college tuition."

Fact: The cost of getting a college education have continued to increase dramatically since the 1970s at 252% for a four-year education. This comes as grants to help lower-income students pay for school has only increased by 20%.



13%

Public Assistance

Major Theme: "I don't get enough assistance to make ends meet."

10%

Childcare

Major Theme: "I can't find or affordable positive activities for kids."



Only one in six families are eligible for child care assistance.

9%

Independent Living

Major Theme: "I need help planning for the future."

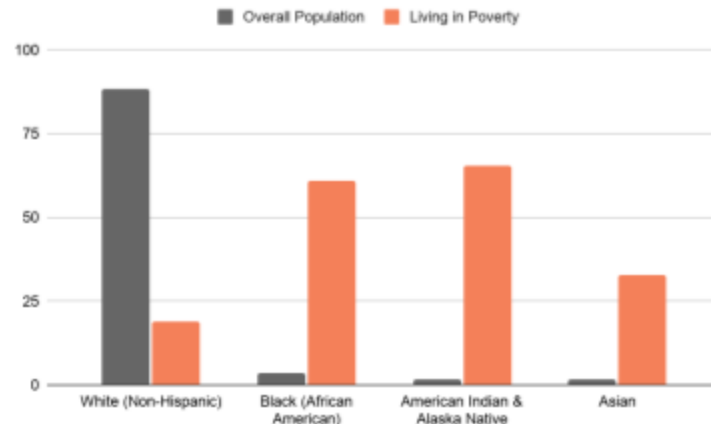
Fact: Living in poverty reduces a person's ability to situation changing plans for their future.



8%

Racism

Major Theme: "I have been discriminated by schools, employers, police, etc."



7%
Voting%

Major Theme: "I can not vote because I have a felony."



Fact: In 2019, only about 32% of eligible voters voted in the general election.

ACKNOWLEDGEMENTS:

Special thanks to the community members, participants and customers who took the time to complete the community assessment survey, responding honestly, openly and with care. Everything we do, is intended for you, and you are our greatest guides through this work. Thank you for your support and participation.

To our community partners who shared the assessment with those you serve and community members most impacted; and to those whose data and research provided parallel correlations and support for our assessment. Thank you for your work.

To the National Association for State Community Services Programs, for providing technical and training assistance.

Sources Cited: Jessica Brochu, 2017; City of Duluth, 2019; Community Action Duluth, Community Assessment Executive Summary, 2019; DATA USA, n.d.; Feeding America, n.d.; Maxfield Research and Consulting, 2019; National Association for State Community Services Programs, 2008; National Research Council (US) Panel on Race, Ethnicity, and Health in Later Life; Bulatao RA, Anderson NB, editors, 2004; Emily Peiffer , 2018; Douglas Rice, Stephanie Schmit, & Hannah Matthews, 2019; Ann Traacy, 2014